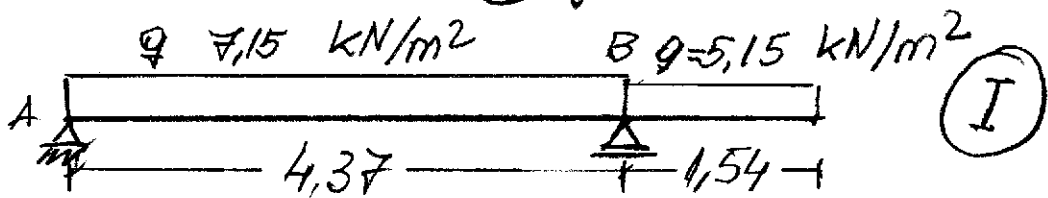


Estados de carga: (I) y (II)

ENV 5



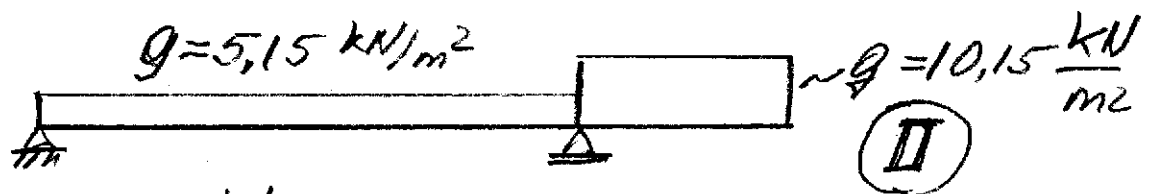
$$M_B = 5,15 \frac{\text{kN}}{\text{m}^2} \cdot (1,54 \text{ m})^2 / (-2) \approx -6,11 \text{ kNm/m}$$

$$R_A = Q_{ad} = 7,15 \frac{\text{kN}}{\text{m}^2} \cdot 4,37 \text{ m} / 2 - 6,11 \frac{\text{kNm}}{\text{m}} / 4,37 \text{ m} \approx 14,22 \frac{\text{kN}}{\text{m}}$$

$$M_T = (14,22 \frac{\text{kN}}{\text{m}})^2 / (2 \cdot 7,15 \frac{\text{kN}}{\text{m}^2}) \approx 14,14 \text{ kNm/m}$$

$$l_0 = 2 \cdot 14,22 \frac{\text{kN}}{\text{m}} / 7,15 \frac{\text{kN}}{\text{m}^2} \approx 3,98 \text{ m}$$

(l_0 = distancia entre momentos nulos)

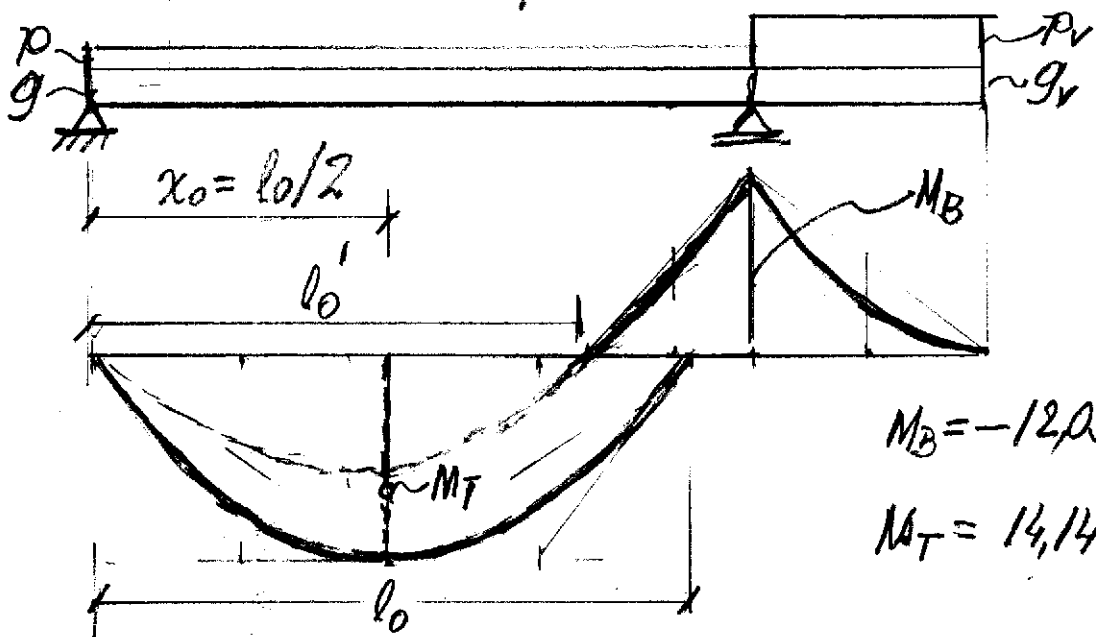


$$M_B = -10,15 \frac{\text{kN}}{\text{m}^2} \cdot 1,54^2 \text{ m}^2 / 2 \approx -12,04 \text{ kNm/m}$$

$$R_A' = 5,15 \frac{\text{kN}}{\text{m}^2} \cdot 4,37 \text{ m} / 2 - 12,04 \frac{\text{kNm}}{\text{m}} / 4,37 \text{ m} \approx 8,5 \frac{\text{kN}}{\text{m}}$$

$$l_0' = 2 \cdot 8,5 \frac{\text{kN}}{\text{m}} / 5,15 \frac{\text{kN}}{\text{m}^2} = 3,30 \text{ m}$$

HACEMOS un croquis:



$$M_B = -12,05 \frac{\text{kNm}}{\text{m}}$$

$$M_T = 14,14 \quad "$$